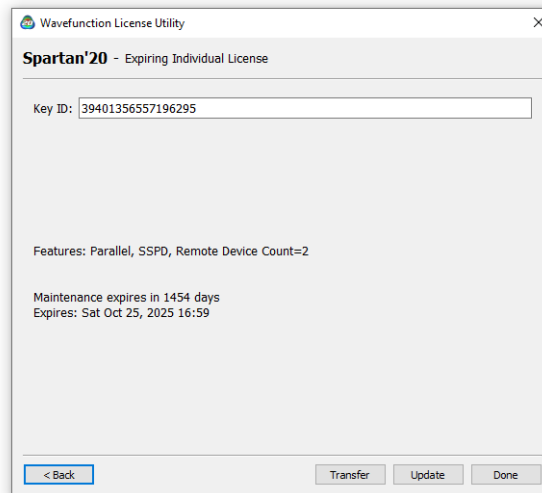


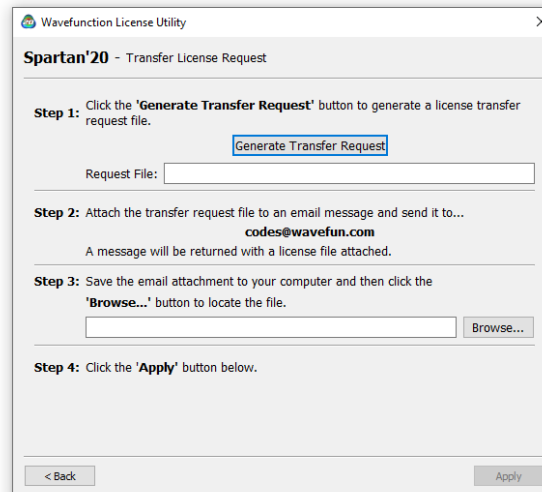


Windows License Transfer Procedure

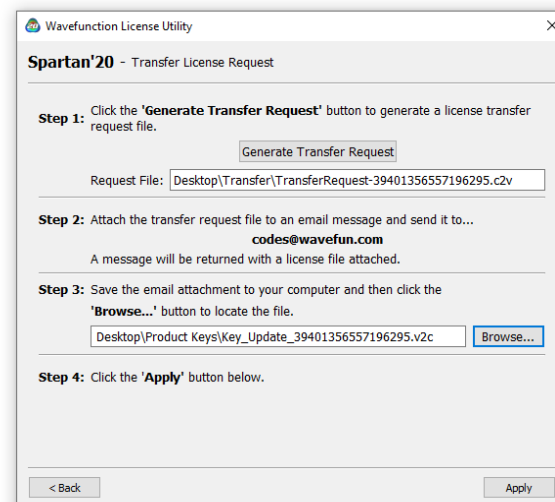
On your **OLD** machine:
Open Wavefunction Software
Go to Help Menu > License Utility
Click on the **Transfer** button:



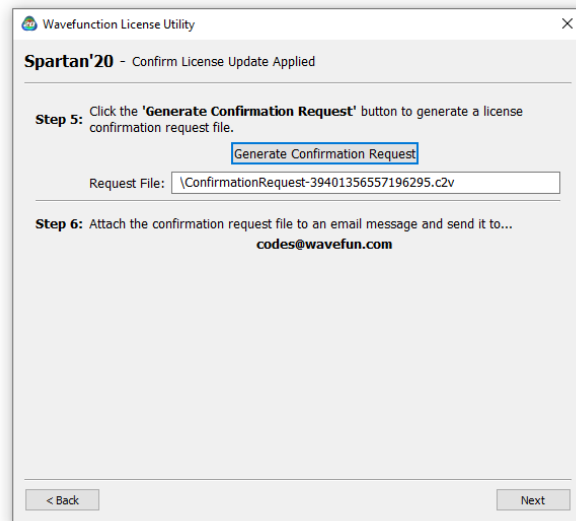
Click on the
Generate Transfer Request
button: Follow Steps 1-2
Save the received
Key Update file



Browse to locate, open, and
Apply the received Key Update file



Click on the
Generate Confirmation Request
button (complete steps 5 & 6):



Save the **Confirmation_Request** file, email this to codes@wavefun.com. Once this Confirmation file is received and verified, you will receive a new (license) in the form of a new 32-hexadecimal **Product Key** for the **NEW** machine.

If you encounter any difficulties, contact us at either codes@wavefun.com or at the general support@wavefun.com address. One of our support team will follow up with you to resolve any issues.

Updated NOV 2021