

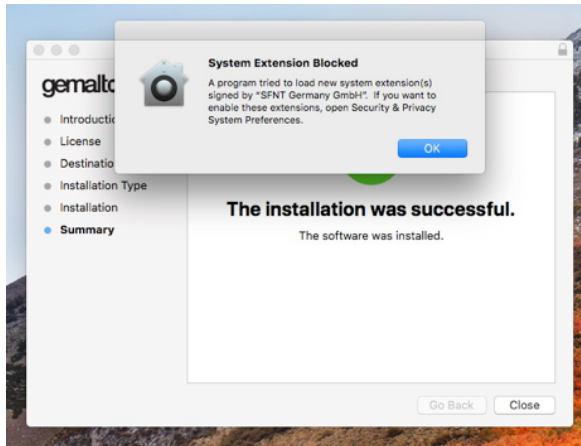
## High Sierra (10.13.x) Users Read Me

If either of the following is true:

- I'm installing/upgrading Spartan on a Mac that has a "clean install" of High Sierra (I didn't do an "upgrade install" from El Capitan or Sierra)
- This is my first time installing Wavefunction software on this Mac (running High Sierra) that uses "product key" licensing or network licensing

**You will need to interrupt the normal install procedure to get the product key installed properly.** Apple has increased security for installing system extensions in High Sierra, and you will need to grant access to the licensing system extension before the licensing process will complete correctly.

Launch Spartan and follow the dialogs to install the license. If you see the following dialog:



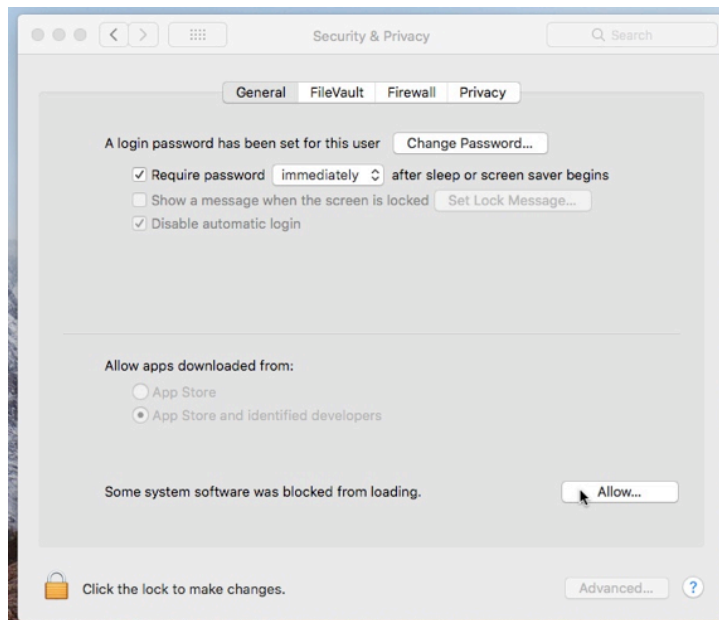
Click the OK button, then the Close button in the Gemalto installer.

If you are using product key licensing, IT IS VERY IMPORTANT that you enable this system extension **before** entering your product key (which will require a restart).

Network licensing may work without this system extension, but it is **highly recommended** that you enable it for network licenses as well.

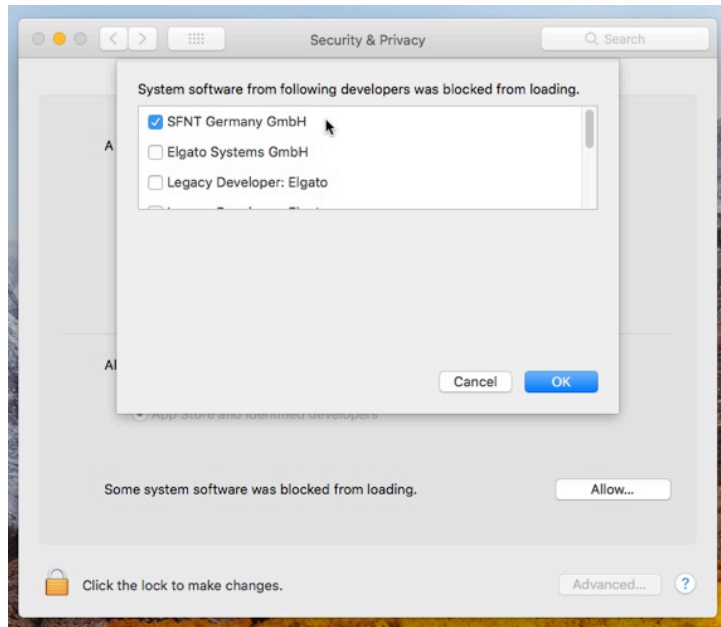
To enable the system extension, quit the License Utility (click the red close button in the upper left corner), then click Cancel in the licensing progress dialog. Spartan will put up a license failure "Exiting" dialog. Click OK.

Go to System Preferences and select Security & Privacy (in the top row). It should appear similar to the following:



Click the "Allow" button.

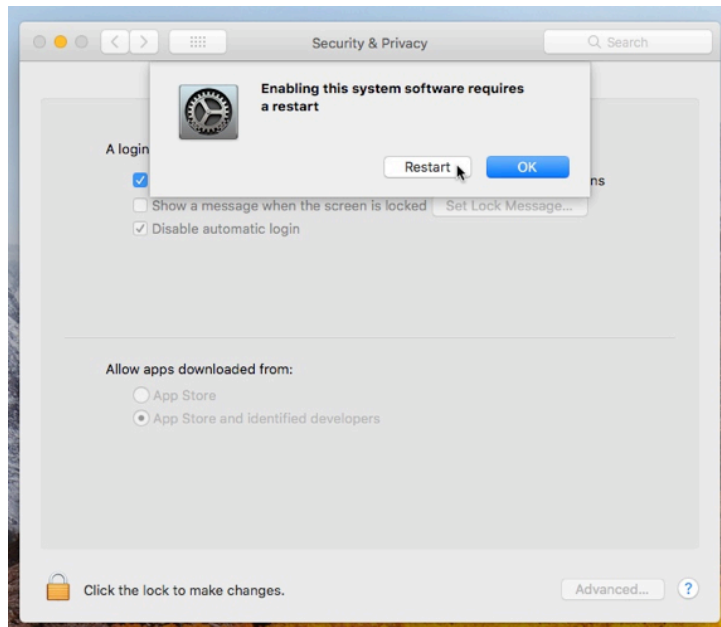
If there is more than one system extension to be enabled (possibly due to other hardware devices attached to your Mac), a list will be displayed:



The Gemalto licensing software needs the "SFNT Germany GmbH" extension. Check the box for the entry, then click OK.

If there was only one system extension pending, it will be enabled when you click "Allow".

A restart prompt will be displayed:



Click Restart. The Mac will reboot immediately.

Re-launch Spartan, and launch the licensing utility when prompted. Select your licensing method, and the appropriate page (Product Key or Network Server) will be displayed.

Enter the product key or network server address address, and the license will activate.