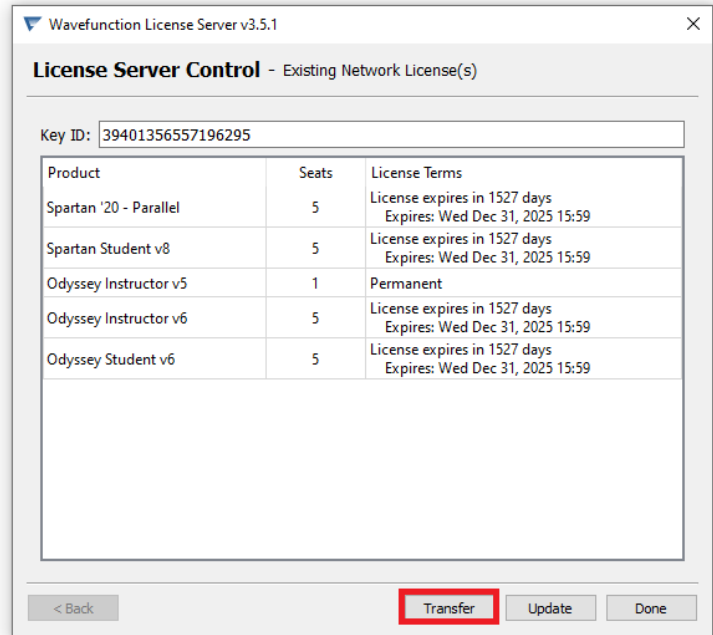


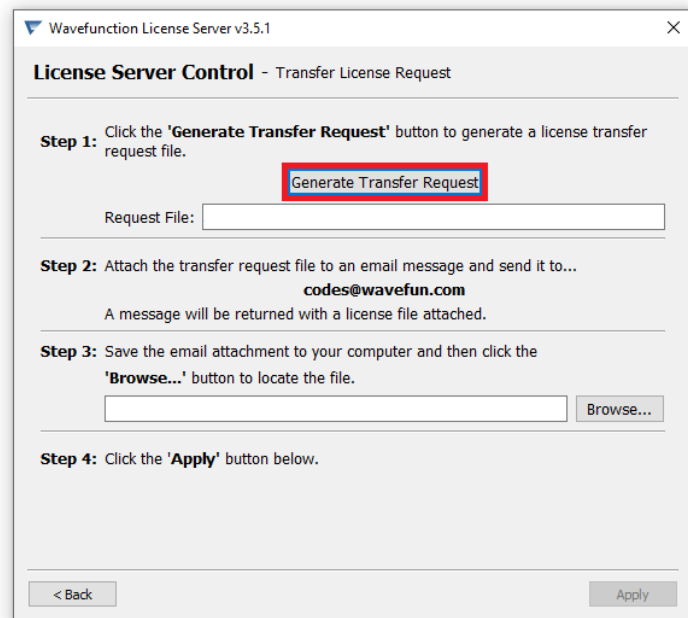


## Network License Transfer Procedure

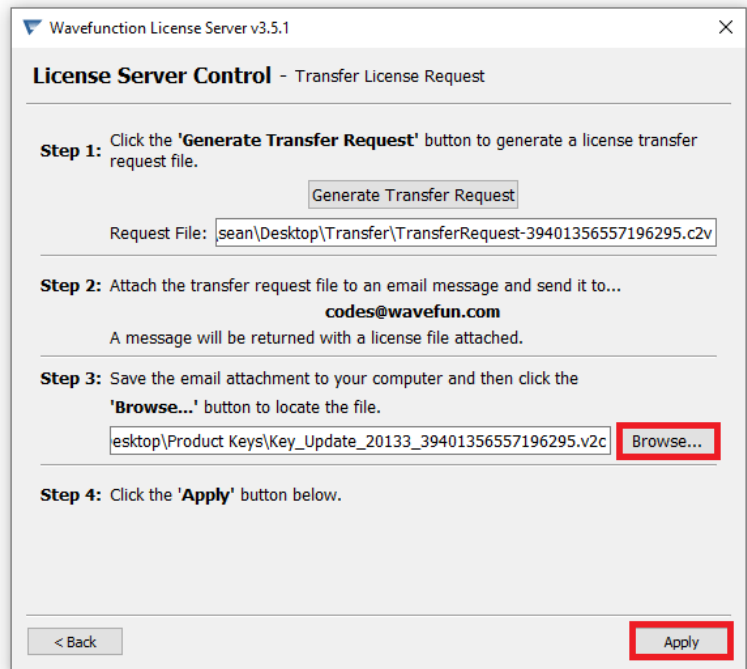
On your **OLD license server** machine:  
Open The License Server Control  
For Win and Mac, this is a stand-alone  
program – for Linux, as root or with  
sudo from the terminal type:  
**spartan18 --license --server**  
Click the Transfer button:



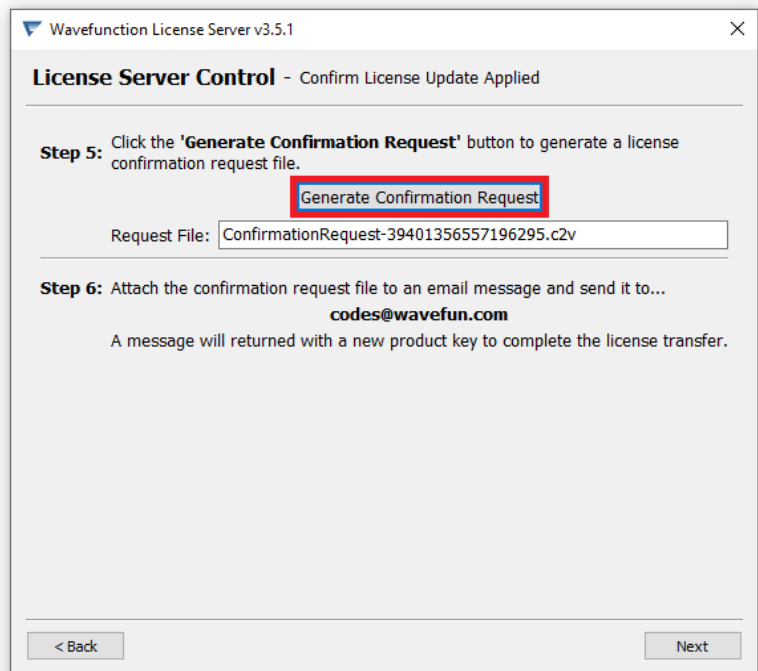
Click on the  
**Generate Transfer Request**  
button: Follow Steps 1-2  
Save the received  
Key Update file



**Browse** to locate, open, and **Apply** the received Key Update file.



Click on the **Generate Confirmation Request** button (complete steps 5 & 6):



Save the **Confirmation\_Request** file, email this to [codes@wavefun.com](mailto:codes@wavefun.com). Once this Confirmation file is received and verified, you will receive a new (license) in the form of a new 32-hexadecimal **Product Key** for the **NEW** machine.

If you encounter any difficulties, contact us at either [codes@wavefun.com](mailto:codes@wavefun.com) or at the general [support@wavefun.com](mailto:support@wavefun.com) address. One of our support team will follow up with you to resolve any issues.

Updated Oct 2021